


25-30 Watts

ALT ALT Dual



Total Power: 25 Watts for Single, 30Watts for Dual output
Input Voltages: 48 V, 24V
No. of Outputs: Single, Dual

Special Features

- 25W Single and 30W Dual output
- 2:1 Input range
- Open Frame package
- 1.6" X 2.0" X 0.48"
- Positive and Negative enable function
- Industry standard package

Environmental

Operating temperature
 -40°C to +55°C (ambient temperature)
 Storage temperature: -55°C to +125°C
 MTBF: 2 million hours (Bellcore TR332)

Safety

UL 1950 Recognized
 CSA CSA22.2 - 950
 VDE EN60950 Licensed

Electrical Specs

Input	
Input range	48Vin:36-75 VDC 24Vin: 18 - 36VDC
Input Surge	48Vin: 100V / 100ms 24Vin: 50V / 100ms
Efficiency	87%@5.0V (Typical)
Control	
Enable	TTL compatible (positive & negative enable options)
Output	
Regulation	
Line	<0.2%
Load	<0.5%
Ripple & Noise	75mV p-p for 3.3V and 5V of 48Vin 100mV p-p for 3.3V and 5V of 24Vin 150mV p-p for 12V and 15V 150mV p-p for dual output
Output voltage adjust range	+/-10% of nominal output
Transient Response	3% max deviation with 50% to 75% full load 200 μS (max) recovery for 48Vin 300 μS (max) recovery for 24Vin
Overvoltage Protection	19V for 15V output 16V for 12V output 7V for 5V output 5V for 3.3V output
Isolation	
I/O isolation	1500VDC (Basic insulation)

AMERICAS

5810 Van Allen Way
 Carlsbad, CA 92008
 Telephone: 760-930-4600
 Facsimile: 760-930-0698

EUROPE

Astec House, Waterfront Business Park
 Merry Hill, Dudley
 West Midlands, DY5 1LX, UK
 Telephone: 44 (1384) 842-211
 Facsimile: 44 (1384) 843-355

ASIA

Units 2111-2116, Level 21
 Tower1, Metroplaza
 223, Hing Fong Road
 Fwai Fong, New Territories
 Hong Kong
 Telephone: 852-2437-9662
 Facsimile: 852-2402-4426

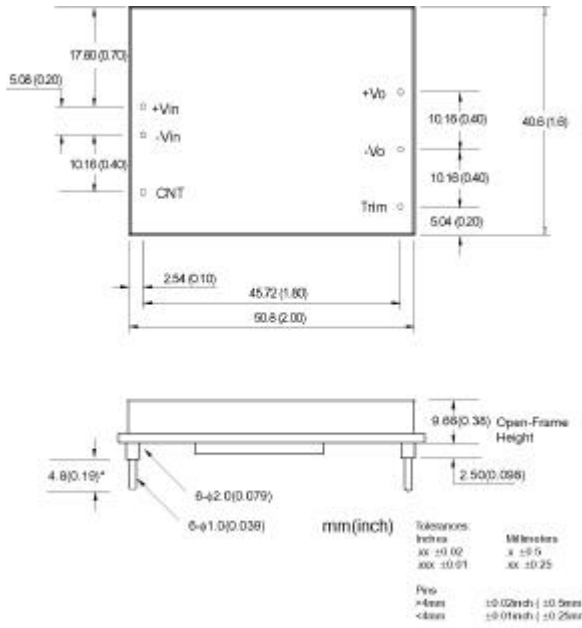


Ordering Information

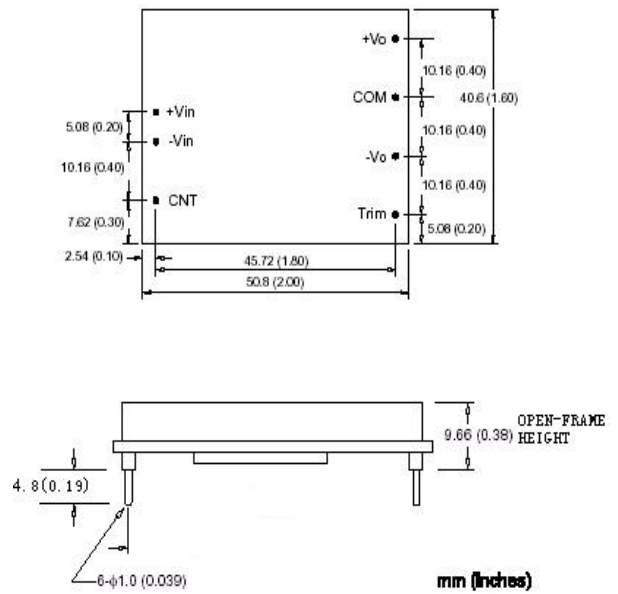
Input Voltage	Output Voltage	Efficiency	Model Number
48V	3.3V @ 6A	85% (Typ)	ALT06F48
48V	5.0V @ 5A	87% (Typ)	ALT05A48
48V	12V @ 2.1A	87% (Typ)	ALT02B48
48V	15V @ 1.67A	87% (Typ)	ALT01C48
24V	3.3V @ 6A	83% (Typ)	ALT06F24
24V	5.0V @ 5A	85% (Typ)	ALT05A24
Dual output			
48V	5.0V @ 3A	84% (Typ)	ALT03AA48
48V	12V @ 1.25A	87% (Typ)	ALT01BB48

Pin Assignments

Single Output



Dual Output



ALT06/ALT-Dual

Astec Industry Standard